



BALDWIN TOWNSHIP

30239 128th Street, Princeton MN 55371



Permit # _____

Same-Size Window/ Exterior Door Permit Application

***If Opening Size is being changed, please use the Building Application**

Submit Applications to: Permits@rumrivercc.com Scheduling: 763-331-7722

Notice: This Application becomes a *Numbered Permit* after the review is complete and payment of fees.

Work is **not** to begin prior to issuance. **All** information is required and **must** be completed.

Site Address _____ Property ID# _____

Property Owner Name _____

Address _____ City _____ State _____ Zip _____

Phone # _____ Email _____

Applicant: Contractor **Or** Owner ~ Is this Rental Property? Yes No ~ Commercial Residential

Contractor Company Name: _____

Address _____ City _____ State _____ Zip _____

Phone # _____ Email _____

Applicant Contact Name _____ Phone # _____

Contractor State License # _____ Verified by Office Staff _____

Valuation \$ _____

Project Description _____

The undersigned acknowledges the above information is correct and accepts responsibility for compliance with all applicable laws and ordinances of the ruling jurisdiction.

Applicant Signature _____

I am submitting the application and the Supplemental Sheet

Printed Name _____ Date _____

Office Use Only

Date **all** required information was received: _____

**Commercial Window/Door replacements are value-based & require plan review.
Residential same-size Window/Door replacements are \$125.00 + \$1.00 Surcharge.**

Approval:

Building _____ Date _____

Permit Fee \$ _____

Payment Info:

Payment Received by _____

Plan Review Fee \$ _____

Cash _____ Ck # _____ Last 4 CC # _____

Surcharge Fee \$ _____

Receipt #: _____ Date _____

Total Fee \$ _____

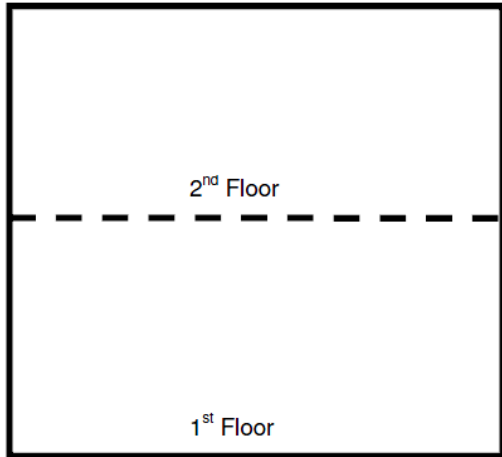
WINDOW SUPPLEMENTAL SHEET – LOCATION OF REPLACEMENT WINDOWS

Site Address _____

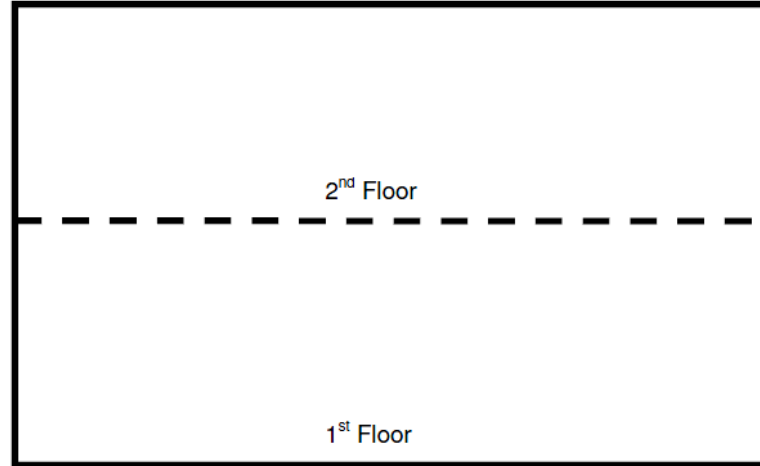
RETURN THIS PAGE WITH THE APPLICATION

Date _____

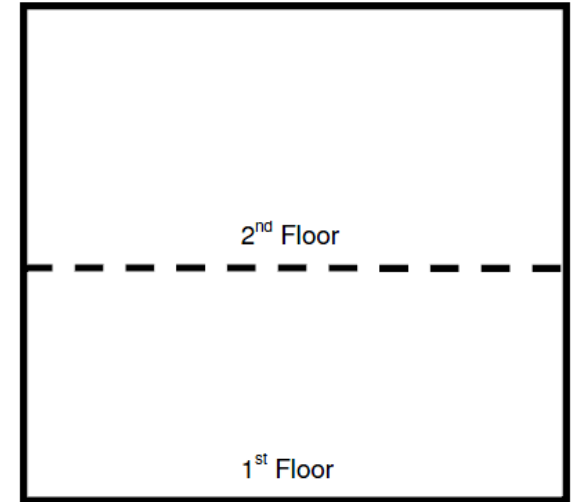
LEFT (AS SEEN FROM STREET)



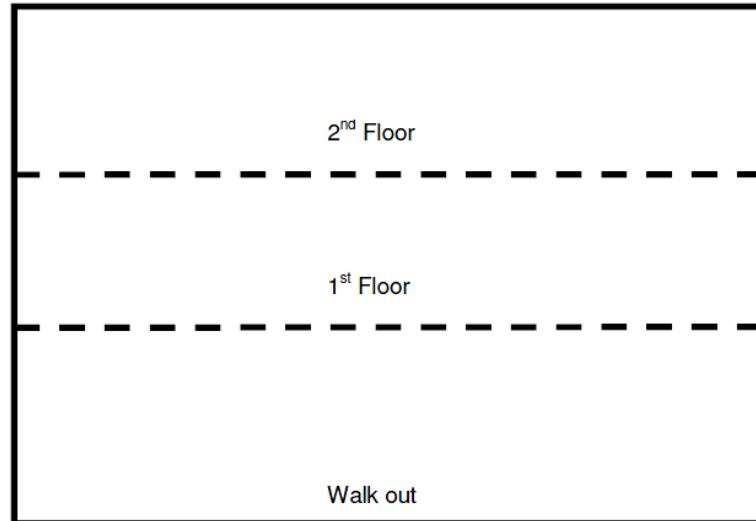
FRONT



RIGHT (AS SEEN FROM STREET)



REAR



Number of windows replaced _____

(Mark approximate location)

*Label windows installed in a sleeping room

Specify operating style of existing window:

Specify operating style of replacement window:

NOTE: If you are replacing bedroom windows that are a different style than the original, the new windows must meet egress requirements.